


LOGIC PRODUCTS

DATA SHEET

High-Density Wire Wrappable Modules, W95xx



General

The W95XX series of high-density wire wrappable modules enable a user to easily configure *special* interface logic for both the LSI-11 Microcomputer systems and small peripheral controller (SPC) logic for the PDP-11 computer systems. These modules consist of DIGITAL's standard double, quad, and hex height sizes and are available with or without premounted Dual-In-Line Packages (DIP) low-profile sockets. Table 1 provides a brief summary of each type. All modules are **single-width**; the height of each pin is 5/16 in.

Each module without premounted sockets is configured to accept IC packages with pin centers on 0.3 in. (7.62 cm); 0.4 in. (10.16 cm); and 0.6 in. (15.24 cm). The IC package density for these modules is shown in the drawings in this data sheet. Each module can be wrapped by standard automatic wrapping techniques as well as by hand.

Those modules with premounted sockets accept 16-pin IC's with 0.3 in. centers. Space is provided between the sockets for decoupling capacitors or other discrete components as required by the user. In addition, these modules supplied with sockets also contain universal areas that will accept IC's with pin centers of 0.3 in. (7.62 cm); 0.4 in. (10.16 cm); and 0.6 in. (15.24 cm). The accompanying photos and drawings point out these universal areas and their capacities.

The printed circuit on each board connects the appropriate edge connector pins to the Vcc plane on side 2 of the board and the ground plane (GND) on side 1 (component side). The remaining edge connector pins terminate to a double row of wire wrap pins for user designated functions. Each of the modules also includes a 40-pin male cable connector to allow an interface cable to be attached to the module logic. The pins of the cable connector are also terminated to a double row of wire wrap pins. The quad and hex height modules are also provided with a space where an additional 40-pin cable connector (labeled J2) can be inserted by the user. When a connector is not required, additional IC packages with .3, .4, and .6 in. centers can be installed in the space reserved for the connector. Each board contains insulated standoffs to maintain the required clearance between adjacent modules and prevent shorting of wire wrap pins. A helpful alphanumeric X-Y grid pattern is also etched onto each board to facilitate ease in wire wrap pin location and identification.

The remainder of this data sheet is divided into two parts: LSI-11 Wire Wrappable Modules and PDP-11 Wire Wrappable Modules.

Table 1
W95XX Series Modules

For Use With	Module No.	Description
PDP-11 Systems	W9500	Hex height, extended length, single width module with extractor bracket. No DIP sockets included. One 40-pin male cable connector mounted on board and space for additional 40-pin connector provided.
PDP-11 Systems	W9503	Same as W9500 except with 84 premounted DIP sockets.
PDP-11 Systems	W9501	Quad height, extended length, single width module with flip chip handles. No DIP sockets included. One 40-pin male cable connector premounted on board and space for additional 40-pin connector provided.

PDP-11 Systems	W9504	Same as W9501 except with 54 DIP sockets premounted.
PDP-11 Systems	W9502	Double height, extended length, single width module with flip chip handles. No DIP sockets included. One 40-pin male cable connector premounted on board.
PDP-11 Systems	W9505	Same as W9502 except with 24 premounted DIP sockets.
LSI-11 Systems	W9511	Quad height, extended length, single width module with extractor handle. No DIP sockets included. One 40-pin male cable connector premounted on board and space for additional 40-pin connector provided.
LSI-11 Systems	W9514	Same as W9511 except with 58 premounted DIP sockets.
LSI-11 Systems	W9512	Double height, extended length, single width module with flip chip handle. No DIP sockets included. One 40-pin male cable connector premounted on board.
LSI-11 Systems	W9515	Same as W9512 except with 25 premounted DIP sockets.

LSI-11 WIRE WRAPPABLE MODULES

The LSI-11 compatible series consists of four modules: a quad-height with and without premounted sockets and a double height with and without premounted sockets.

W9511 Quad-Height Without Sockets

Specifications:


Height: Quad, 10.5 in. (26.6 cm)

Length: Extended, 8.9 in. (22.8 cm)

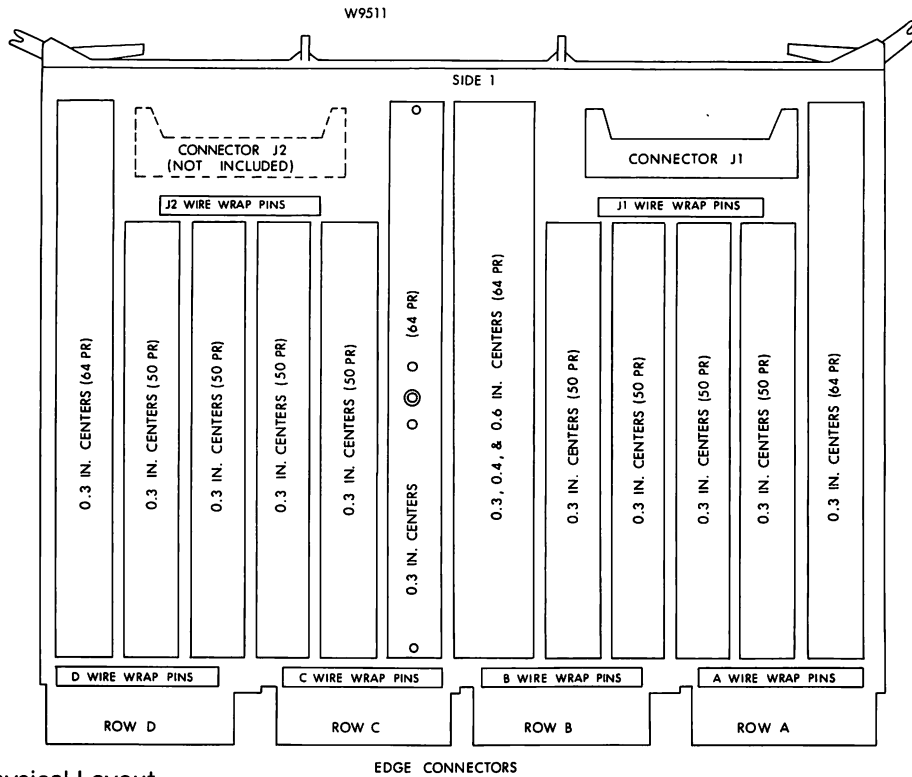
Width: Single, 0.5 in. (1.27 cm)

Vcc Pins: AA2, BA2, CA2, DA2


GND Pins: AT1, BT1, CT1, DT1, AC2, BC2, CC2, DC2



W9511 Wire Wrappable Module



W9511 Module Physical Layout



W9514 Wire Wrappable Module

W9514 Quad-Height With Sockets

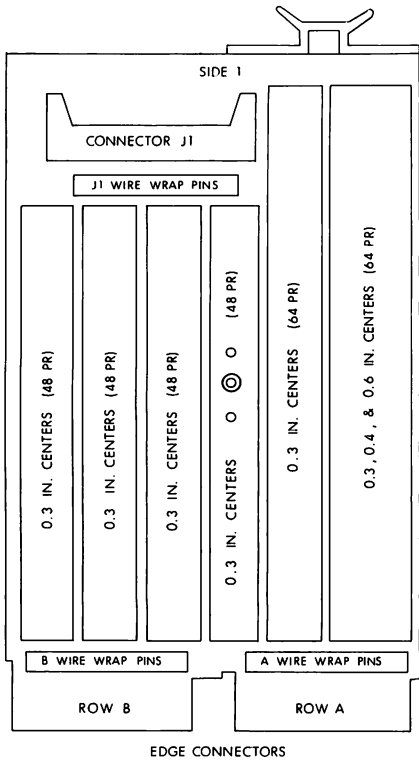
Specifications:

- Height: Quad, 10.5 in. (26.6 cm)
- Length: Extended, 8.9 in. (22.8 cm)
- Width: Single, 0.5 in. (1.27 cm)
- Vcc Pins: AA2, BA2, CA2, DA2
- GND Pins: AT1, BT1, CT1, DT1, AC2, BC2, CC2, DC2
- No. of 16-Pin Sockets: 58; 0.3 in. centers
- Universal Area: 64 pairs of pins; accepts IC's with 0.3, 0.4, and 0.6 in. centers.


W9512 Double-Height Without Sockets

Specifications:

Height: Double, 5.2 in. (13.2 cm)
 Length: Extended, 8.9 in. (22.8 cm)
 Width: Single, 0.5 in. (1.27 cm)
 Vcc Pins: AA2, BA2
 GND Pins: AT1, BT1, AC2, BC2



W9512 Module Physical Layout




W9512 Wire Wrappable Module

W9515 Double-Height With Sockets

Specifications:

Height: Double, 5.2 in. (13.2 cm)
 Length: Extended, 8.9 in. (22.8 cm)
 Width: Single, 0.5 in. (1.27 cm)
 Vcc Pins: AA2, BA2
 GND Pins: AT1, BT1, AC2, BC2
 No. of 16-Pin Sockets: 25; 0.3 in. centers
 Universal Area: 64 pairs of pins; accepts IC's with 0.3, 0.4, and 0.6 in. centers.




W9515 Wire Wrappable Module

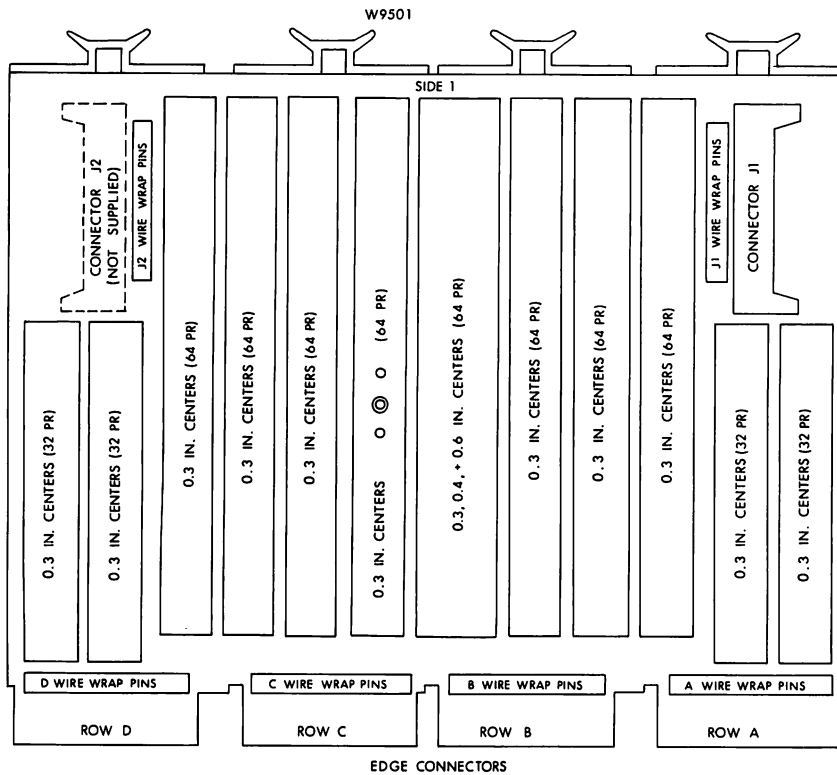
W9501 Quad-Height Without Sockets

Specifications:


Height: Quad, 10.5 in. (26.6 cm)
 Length: Extended, 8.9 in. (22.8 cm)
 Width: Single, 0.5 in. (1.27 cm)
 Vcc Pins: AA2, BA2, CA2, DA2
 GND Pins: AT1, BT1, CT1, DT1
 AC2, BC2, CC2, DC2



W9501 Wire Wrappable Module



W9501 Module Physical Layout




W9504 Quad-Height With Sockets

Specifications:

Height: Quad, 10.5 in. (26.6 cm)
 Length: Extended, 8.9 in. (22.8 cm)
 Width: Single, 0.5 in. (1.27 cm)
 Vcc Pins: AA2, BA2, CA2, DA2
 GND Pins: AT1, BT1, CT1, DT1,
 AC2, BC2, CC2, DC2
 No. of 16-Pin Sockets: 54; 0.3 in.
 centers
 Universal Area: 64 pairs of pins;
 accepts IC's with 0.3, 0.4, and
 0.6 in. centers.

W9504 Wire Wrappable Module

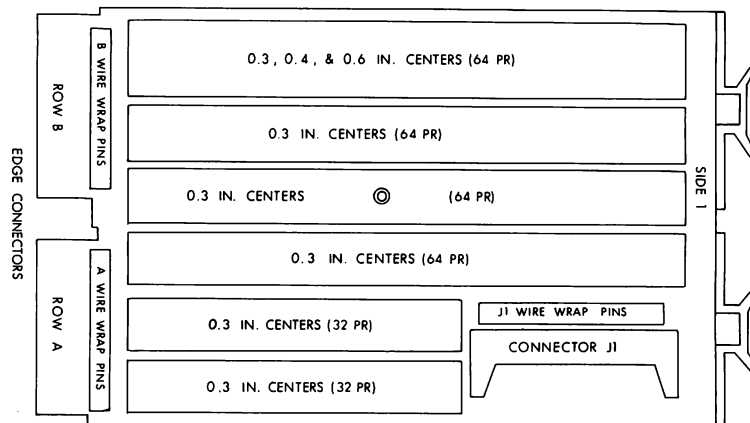


W9502 Double-Height Without Sockets

Specifications:

Height: Double, 5.2 in. (13.2 cm)
 Length: Extended, 8.9 in. (22.8 cm)
 Width: Single, 0.5 in. (1.27 cm)
 Vcc Pins: AA2, BA2
 GND Pins: AT1, BT1, AC2, BC2

W9502 Wire Wrappable Module



W9502 Module Physical Layout

