



## **P/OS 3.0 INSTALLATION ADDENDUM**

**P/OS VERSION 3.0 DOES NOT ACCURATELY RECOGNIZE ANY COUNTRY KEYBOARD INPUT DURING THE INITIAL INSTALLATION STAGES. YOU WILL NEED TO ENTER CHARACTERS AS IF YOU WERE USING THE UNITED STATES KEYBOARD UNTIL AFTER THE INSTALLATION PROCESS IS COMPLETE AND YOU HAVE LOGGED IN FOR THE FIRST TIME.**

During the P/OS 3.0 installation process you will be asked for the type of keyboard that you are using. When you answer this question, the keyboard will NOT be accepted by the software and P/OS 3.0 will assume that you are a user of a United States keyboard.

Until the installation is completed, you will need to input information as if you were using a United States keyboard.

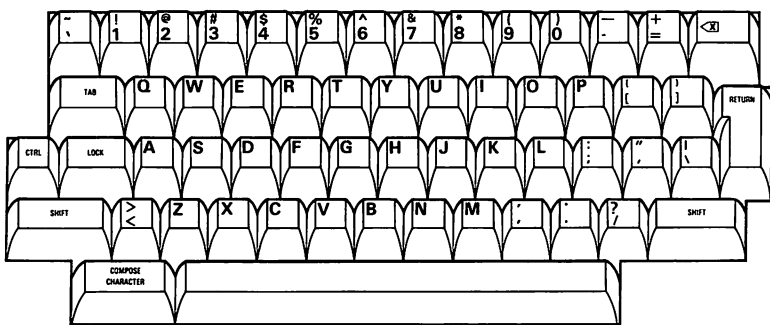
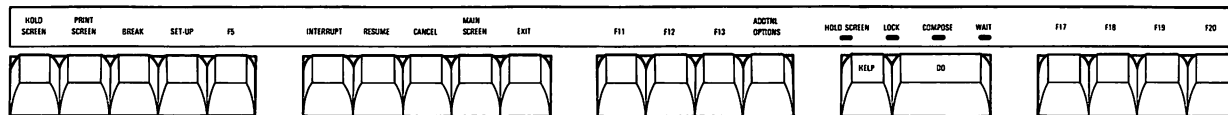
The first time you login you will also need to input information as if you were using a United States keyboard.

**AFTER THE INSTALLATION PROCESS IS COMPLETE AND YOU HAVE LOGGED IN FOR THE FIRST TIME, YOU CAN THEN PROCEED TO THE KEYBOARD SET-UP SECTION AND SELECT THE KEYBOARD THAT YOU ARE ACTUALLY USING. Thereafter, everything will work properly and all of the characters that you type will appear on the screen in the correct way.**

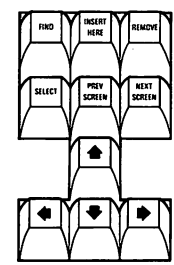
A copy of the lay-out of the United States keyboard is attached for your use during installation.

This problem has been recognized and will be corrected in a later release of the product.

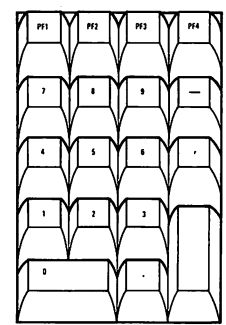
### SPECIAL FUNCTION KEYS



MAIN KEYBOARD



ARROW KEYPAD



EDITING KEYPAD